

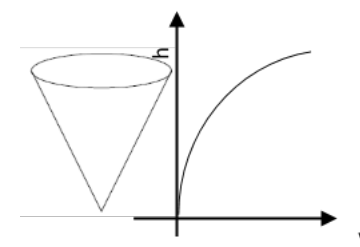
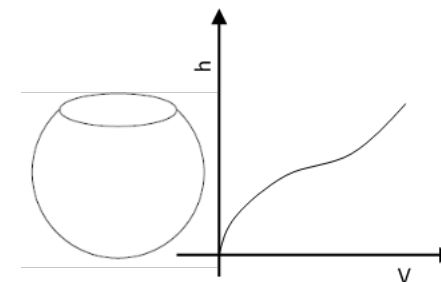
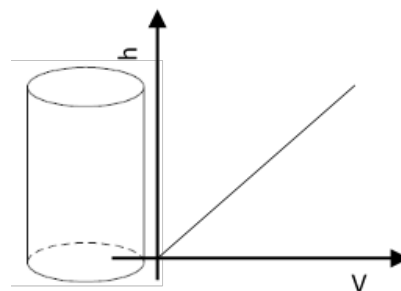
Plnenie nádob



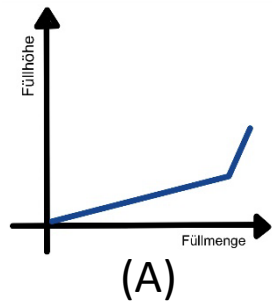
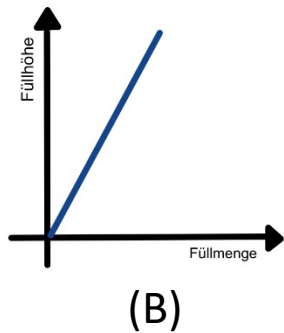
Tento materiál poskytol [tím FunThink](#), zodpovedná inštitúcia:
Ludwigsburg University of Education

Ak nie je uvedené inak, toto dielo a jeho obsah podliehajú licencií Creative Commons ([CC BY-SA 4.0](#)).
Neplatí to pre logá fondov a CC ikón/ modulov ikón.

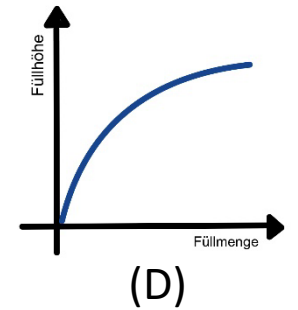
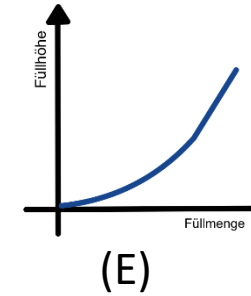
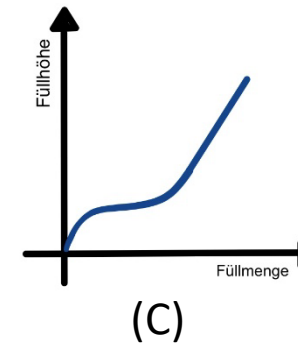
Plnenie nádob



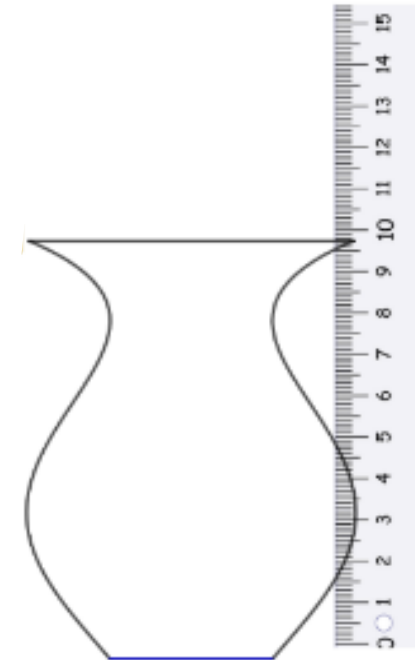
Ktorý graf patrí ku ktorej nádobe?



1 2 3

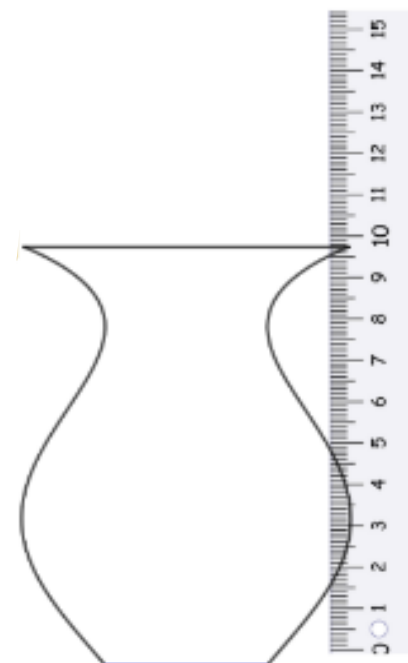


Zadanie 1



Verzia A

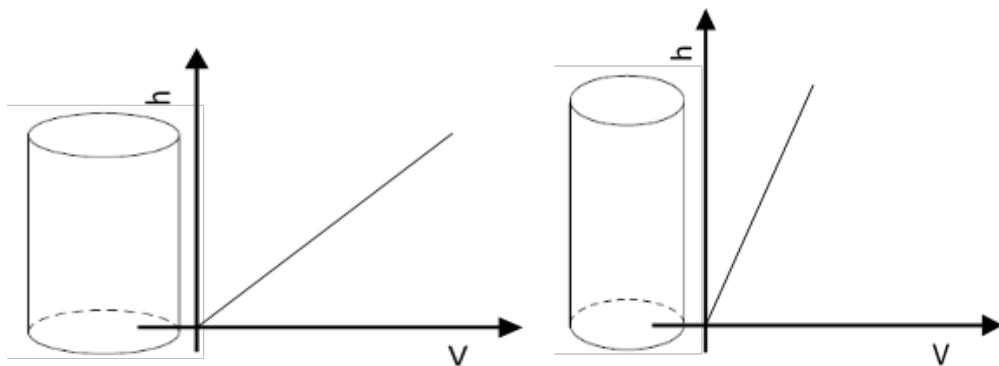
Zadanie 2



Verzia C

Výskumné zistenie "Plnenie nádob"

Nádoby a príslušné grafy



Zistenie:

S rastúcou šírkou nádoby,
 sa nádoba naplní pomalšie a
 rýchlosť rastu v zodpovedajúcom grafe
klesá.

Ak sa zmení tvar nádoby, zmení sa aj
 graf.

Výskumné zistenie "Plnenie nádob"

Zistenie:

Čím rýchlejšie sa mení hladina náplne,

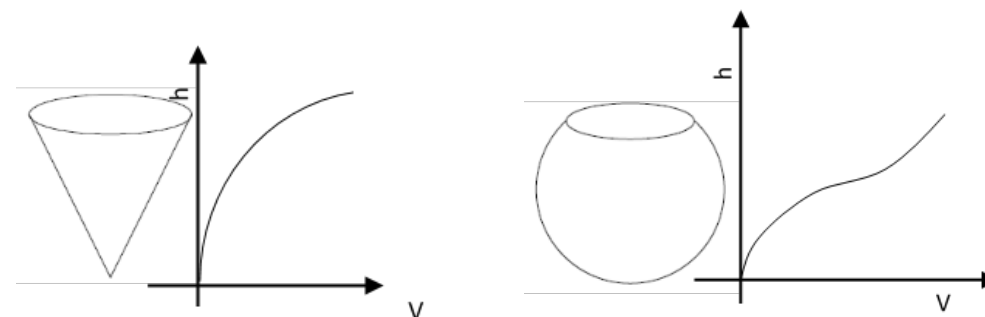
tým je nádoba v tejto oblasti

užšia.


A rýchlosť rastu v zodpovedajúcom

grafe rastie.

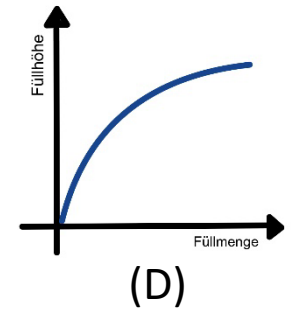
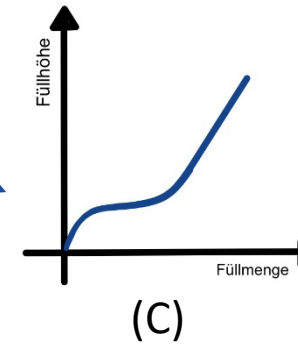
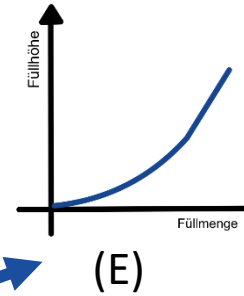
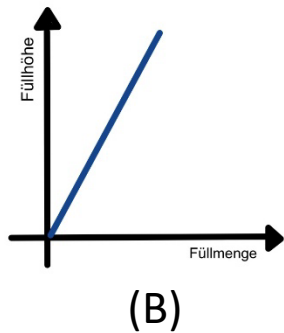
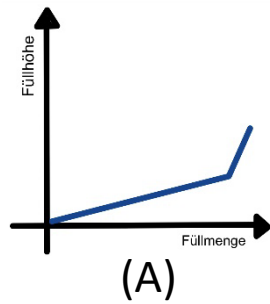
Nádoby a príslušné grafy



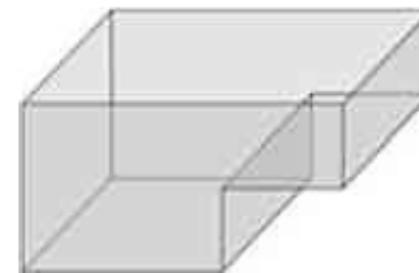
Ktorý graf patrí ku ktorej nádobe?



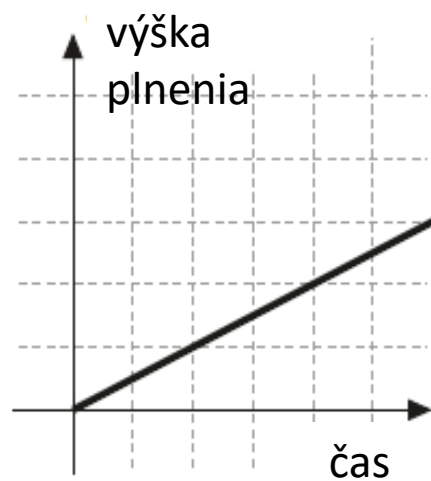
1 2 3



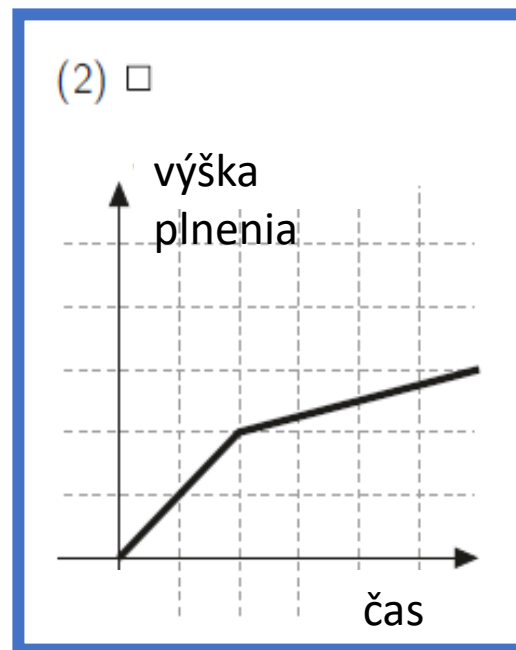
A. Voda sa do bazéna napúšťa rovnomernou rýchlosťou. Ktorý z uvedených grafov tomu zodpove



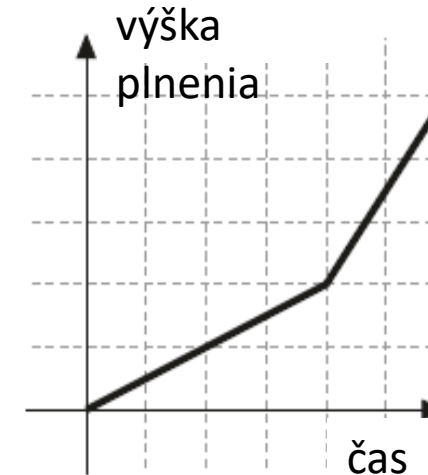
(1)



(2)



(3)



B. Ktorý graf patrí ku ktorej nádobe?



①



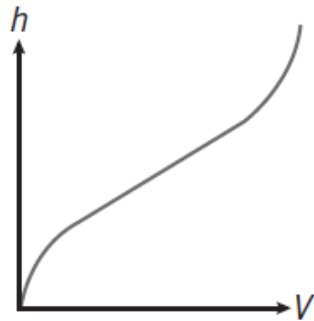
②



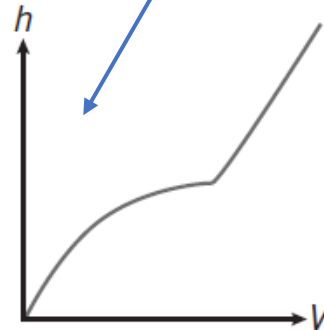
③



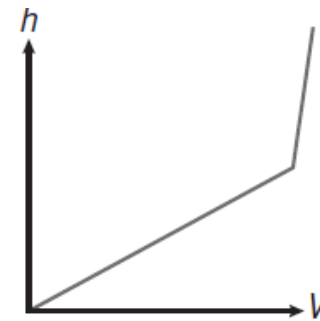
④



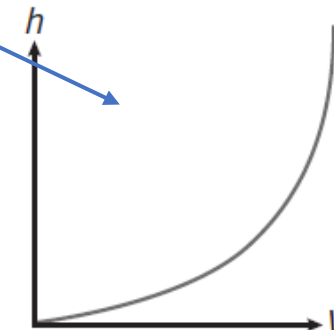
A



B



C



D

Co-funded by the
Erasmus+ Programme
of the European Union



The European Commission's support for the production of this publication does not constitute an endorsement of the contents, which reflect the views only of the authors, and the Commission cannot be held responsible for any use which may be made of the information contained therein.